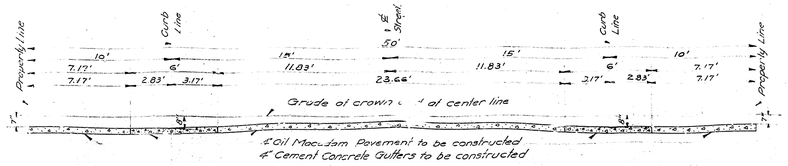


SECTION OF PAVEMENT AT CC
Scale 1"=4'




SECTION OF PAVEMENT AT AA
Scale 1"=4'




SECTION OF PAVEMENT AT DD
Scale 1"=4'




SECTION OF PAVEMENT AT BB
Scale 1"=4'

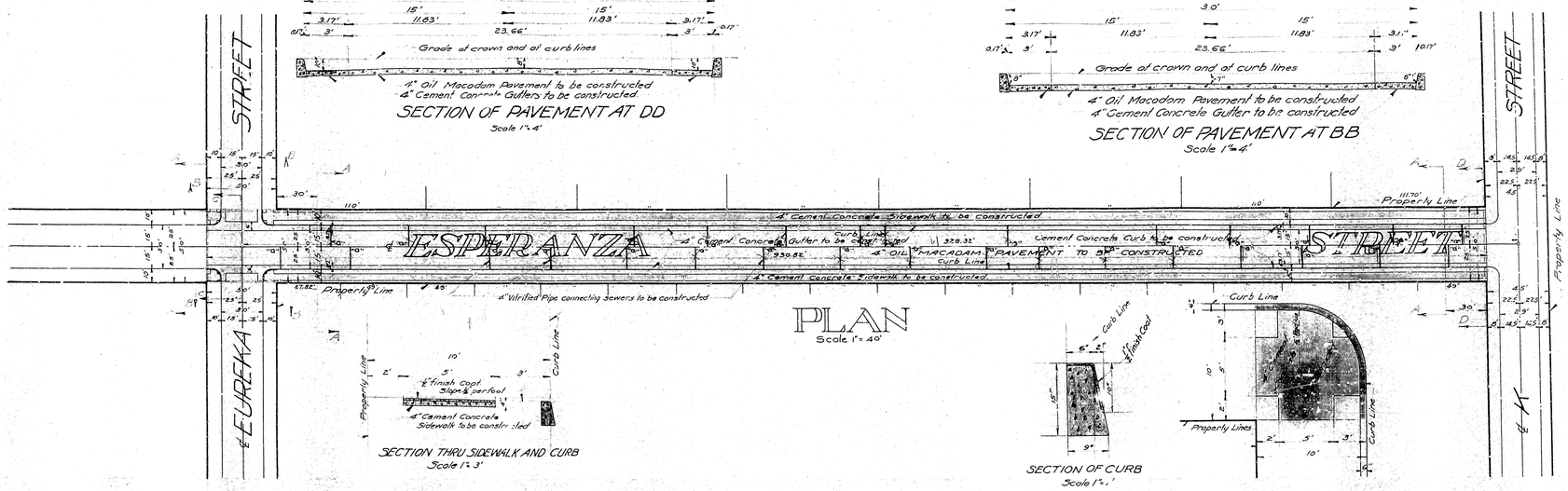


PLAN
Scale 1"=40'

SECTION THRU SIDEWALK AND CURB
Scale 1"=3'

SECTION OF CURB
Scale 1"=1'

PLAN OF RETURN
Scale 1"=5'

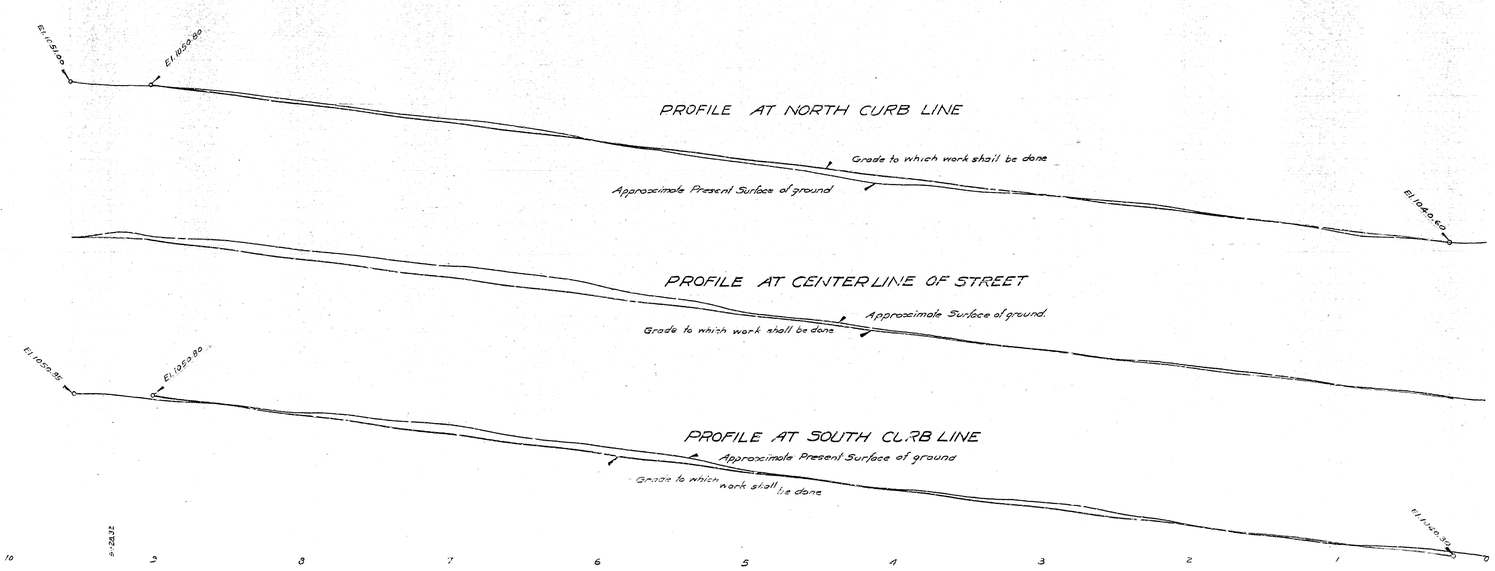


Note: All elevations shown in Red figures are in feet and are above a plane which is 1065.28 feet below the City Bench Mark as established by ordinance No. 383 City of San Bernardino, California.

Note:- ¾" ⊥ Expansion Joints shall be constructed at intervals of approximately 75 ft. thru all cement Concrete Curbs, sidewalks and Gutters, ordered constructed on this plan

SHEET
PLAN
FOR THE IMPRO
ESPERANZA
BET
K STREET AND
IN
CITY OF SAN BERNARD
January 1928

Plan Adopted March 12 1928

N

TITLE TO
Title of Esperanza Street was given to the City of
of Security Investment Co's Acre Villa Tra
records of San Bernardino County

GRADE ORDINA
Grade of Esperanza Street was established by ordina

—LEGEN
" or in means inch or inches
' or ft. means foot or feet.
No means number
El means elevation.
℄ means center line.
St means Street.
Ave. means Avenue.
4" Oil Macadam Pavement to be constructe
4" Cement Concrete Gutter to be constructe
Cement Concrete Curb to be constructed
4" Cement Concrete Sidewalk to be co
4" Vitrified Pipe Connecting Sewers to

SEWER:
Number of 4" Vitrified Pipe Connecting
Linear feet of 4" Vitrified Pipe connecting

— PROFILE
Approximate Present Surface
Grade to which work shall be d
Scale.- Horizontal 1"=40' Vert

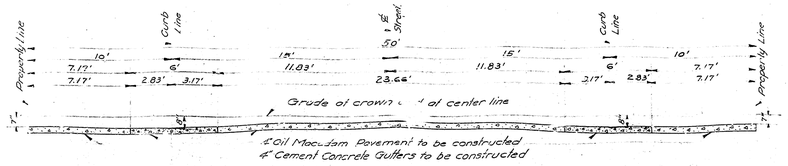


SECTION OF PAVEMENT AT CC
Scale 1"=4'




SECTION OF PAVEMENT AT AA
Scale 1"=4'




SECTION OF PAVEMENT AT DD
Scale 1"=4'




SECTION OF PAVEMENT AT BB
Scale 1"=4'

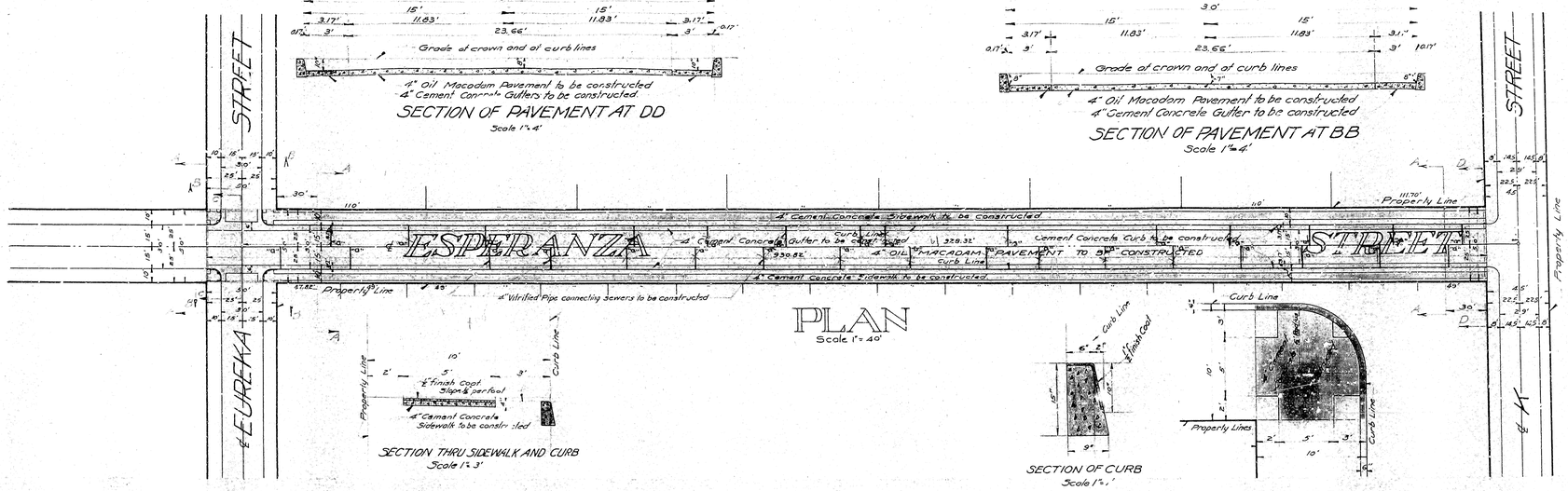


PLAN
Scale 1"=40'

SECTION THRU SIDEWALK AND CURB
Scale 1"=3'

SECTION OF CURB
Scale 1"=1'

PLAN OF RETURN
Scale 1"=5'

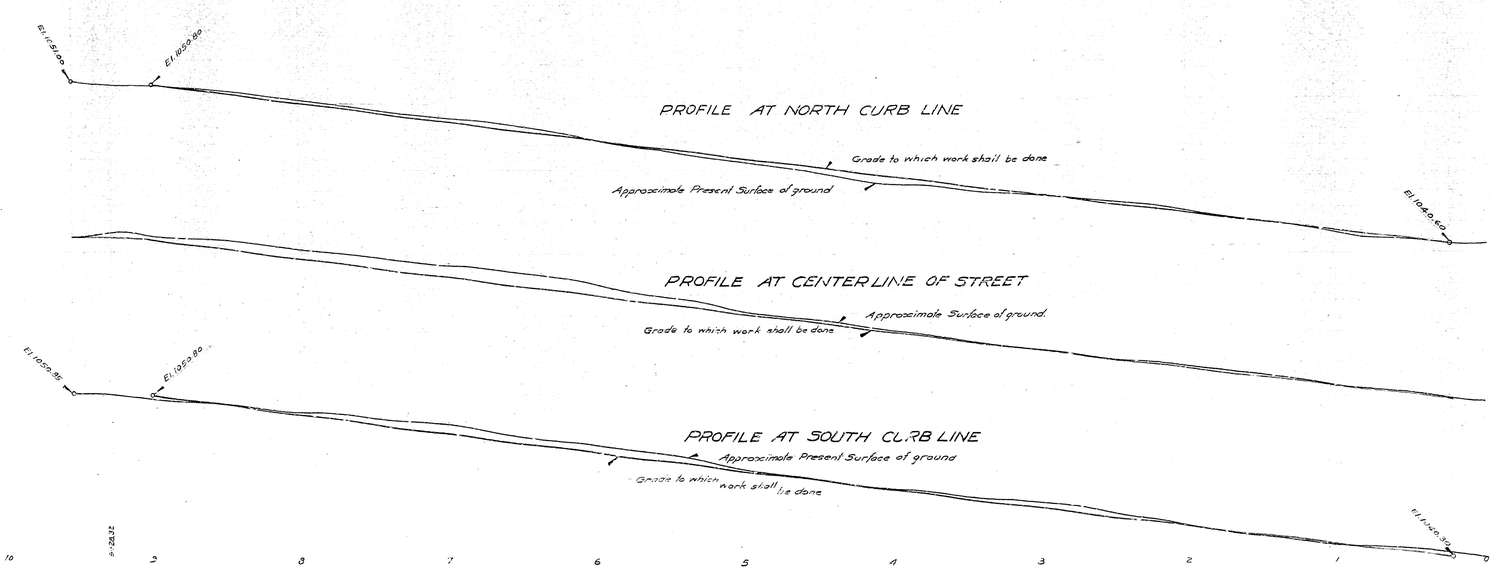


Note: All elevations shown in Red figures are in feet and are above a plane which is 1065.28 feet below the City Bench Mark as established by ordinance No. 383 City of San Bernardino, California.

Note:- ¾" ⊥ Expansion Joints shall be constructed at intervals of approximately 75 ft. thru all cement Concrete Curbs, sidewalks and Gutters, ordered constructed on this plan

SHEET
PLAN
FOR THE IMPRO
ESPERANZA
BET
K STREET AND
IN
CITY OF SAN BERNARD
January 1928

Plan Adopted March 12 1928

N

TITLE TO
Title of Esperanza Street was given to the City of
of Security Investment Co's Acre Villa Tra
records of San Bernardino County

GRADE ORDINA
Grade of Esperanza Street was established by ordina

—LEGEN
" or in means inch or inches
' or ft. means foot or feet.
No means number
El means elevation.
℄ means center line.
St means Street.
Ave. means Avenue.
4" Oil Macadam Pavement to be constructe
4" Cement Concrete Gutter to be constructe
Cement Concrete Curb to be constructed
4" Cement Concrete Sidewalk to be co
4" Vitrified Pipe Connecting Sewers to

SEWER:
Number of 4" Vitrified Pipe Connecting
Linear feet of 4" Vitrified Pipe connecting

— PROFILE
Approximate Present Surface
Grade to which work shall be d
Scale.- Horizontal 1"=40' Vert